



November 14, 2025

To,
The Manager,
National Stock Exchange of India Limited (NSE),
Exchange Plaza, Plot no. C/1, G Block,
Bandra-Kurla Complex, Bandra(E),
Mumbai-400051.

Dear Madam/Sir,

Sub: Submission of copy of Newspaper Publication.

Pursuant to Regulation 52(8) of the Securities and Exchange Board of India (Listing Obligations and Disclosure Requirements) Regulations, 2015, the Company wishes to inform that the Unaudited Financial Result of the Company for the quarter and half year ended September 30, 2025, has been published in the Business Standard Newspaper on November 14, 2025. A copy of the same is enclosed for your information and record.

Thank you,

Yours Sincerely,

For Toyota Financial Services India Limited

Rajat Ilkal
Company Secretary & Compliance Officer
ICSI Membership No.: A69311

Enclosure(s): As above

TOYOTA FINANCIAL SERVICES INDIA LIMITED

Registered Office: 7th Floor, Tower-C, Sattva Global City, Mysuru Road, Kengeri, Bengaluru-560059
P: +91 80 4344 2800 | cs@tfsin.co.in | www.toyotafinance.co.in | CIN: U74900KA2011FLC058752

GOLDMAN SACHS (INDIA) FINANCE PRIVATE LIMITED

CIN: U67120MH1991PTC063512

Regd. Office: 9th and 10th Floor, Ascent-Worli, Sudam Kalu Ahire Marg, Worli, Mumbai 400025, India.
Tel No: +91 22 66169000, Email id: GIFL@gs.com

Website: <https://www.goldmansachs.com/worldwide/india/disclosures/goldman-sachs-india-finance-private-limited>

STATEMENT OF UNAUDITED FINANCIALS RESULTS FOR THE QUARTER AND HALF YEAR ENDED SEPTEMBER 30, 2025

The below results have been reviewed and recommended for approval by the Audit Committee to the Board of Directors and have been approved by the Board of Directors at its meeting held on November 13, 2025.

The below results have been filed with Stock Exchanges under Regulation 52 of the SEBI (Listing Obligations and Disclosure Requirements) Regulation, 2015 and are available on the Bombay Stock Exchange website (www.bseindia.com) and on Company's website (<https://www.goldmansachs.com/worldwide/india/disclosures/goldman-sachs-india-finance-private-limited>).



Date: November 13, 2025
Place: Mumbai

For and on behalf of Board of Directors
Hitesh Girish
(Whole time Director & CEO)
DIN: 10312619

ANNAPURNA FINANCE PRIVATE LIMITED

CIN:U65999OR1986PTC015931
Regd Office: 1215/1401, Khandagiri Bari, Infront of Jayadev Vatika, Khandagiri, Bhubaneswar- 751030, Odisha

EXTRACT OF STATEMENT OF STANDALONE FINANCIAL RESULTS FOR THE QUARTER ENDED 30 SEPTEMBER, 2025

(Pursuant to regulation 52 (8) read with Regulation 52 (4) of the SEBI (LODR) Regulations, 2015) (Amount in INR Lakhs)

Sl No.	Particulars	Quarter Ended		Year Ended
		30/09/2025 (Unaudited)	30/09/2024 (Unaudited)	31/03/2025 (Audited)
1	Total Income from Operations	50,827	54,788	2,16,716
2	Net Profit / (Loss) for the period (before Tax, Exceptional and/or Extraordinary items#)	716	128	9,048
3	Net Profit / (Loss) for the period before tax (after Exceptional and/or Extraordinary items#)	716	128	9,048
4	Net Profit / (Loss) for the period after tax (after Exceptional and/or Extraordinary items#)	533	95	6,924
5	Total Comprehensive Income for the period (Comprising Profit / (Loss) for the period (after tax) and Other Comprehensive Income (after tax))	496	1,339	5,921
6	Paid up Equity Share Capital	10,158	10,157	10,157
7	Reserves (excluding Revaluation Reserve)	58,539	56,506	57,216
8	Securities Premium Account	98,739	98,724	98,732
9	Net worth	1,66,677	1,65,686	1,65,178
10	Paid up Debt Capital/ Outstanding Debt	7,11,192	6,85,056	6,97,000
11	Outstanding Redeemable Preference Shares	NIL	NIL	NIL
12	Debt Equity Ratio	4.27	4.10	4.22
13	Earnings Per Share (of Rs. 10/- each) (for continuing and discontinued operations) -			
	1. Basic:	0.48	0.09	6.63
	2. Diluted:	0.46	0.07	6.35
14	Capital Redemption Reserve	NA	NA	NA
15	Debt Redemption Reserve	NA	NA	NA
16	Current ratio	NA	NA	NA
17	Long term debt to working capital	NA	NA	NA
18	Gross Non Performing Asset	3.41%	2.98%	2.74%
	Net Non performing Asset	1.08%	1.05%	0.99%
19	Current liability ratio	NA	NA	NA
20	Total debts to total assets	0.77	0.77	0.78
21	Debtors turnover*	NA	NA	NA
22	Inventory turnover*	NA	NA	NA
23	Operating margin (%):*	NA	NA	NA
24	Net profit margin (%):	1.05%	0.17%	3.19%
25	Capital Risk Adequacy Ratio (CRAR)	29.31%	30.91%	29.61%
26	Debt Service Coverage Ratio	NA	NA	NA
27	Interest Service Coverage Ratio	NA	NA	NA

- Exceptional and/or Extraordinary items adjusted in the Statement of Profit and Loss in accordance with IndAS Rules/AS Rules, whichever is applicable.
*Not applicable to Bank/NBFC

Note: The above is an extract of the detailed format of quarterly/ annual financial results filed with the Stock Exchange under Regulation 52 and Regulation 52(4) of the Listing Regulations.
The full format of the financial results is available on the websites of the Stock Exchange i.e., BSE Limited (BSE Reg 52 and Reg 52(4)- (<https://www.bseindia.com/xml-data/corpling/AttachLive/33e1ec07-6521-4654-aec4-c177a0d4d52b.pdf>)) and the Company (<https://annapurnafinance.in/wp-content/uploads/2025/11/AFPL-Results-30-September-2025-AFPL-Signed.pdf>).

For Annapurna Finance Pvt. Ltd.
Sd/-
Dibyajyoti Pattanaik
(Director)

Date: 12.11.2025
Place: Bhubaneswar

ipca Ipcalaboratories Limited

A dose of life
Regd. Office : 48, Kandivli Industrial Estate, Kandivli (W), Mumbai 400 067
CIN : L24239MH1949PLC007837
Tel:+91 22 6647 4444, E-mail : investors@ipca.com Website : www.ipca.com

EXTRACT OF UNAUDITED CONSOLIDATED FINANCIAL RESULTS FOR THE QUARTER AND HALF YEAR ENDED SEPTEMBER 30, 2025

(₹ Crores)


Sr. No.	Particulars	Quarter ended			Half Year Ended		Year Ended
		Sept 30, 2025 Unaudited	June 30, 2025 Unaudited	Sept 30, 2024 Unaudited	Sept 30, 2025 Unaudited	Sept 30, 2024 Unaudited	
1	Total Income from operations	2,556.50	2,308.85	2,354.90	4,865.35	4,447.53	8,939.59
2	Net Profit / (Loss) for the period (before Tax, Exceptional and/or Extraordinary items)	449.84	330.51	344.83	780.35	635.22	1,336.19
3	Net Profit / (Loss) for the period before tax (after Exceptional and/or Extraordinary items)	391.58	330.51	344.83	722.09	635.22	1,131.14
4	Net Profit / (Loss) for the period after tax, after Exceptional and/or Extraordinary items, share of profit / (loss) of associates and joint venture and non-controlling interests	282.57	233.21	229.48	515.78	421.72	737.68
5	Total Comprehensive Income for the period (Comprising Profit / (Loss) for the period (after tax) and Other Comprehensive Income (after tax))	291.61	237.84	240.87	529.45	440.39	760.69
6	Equity Share Capital	25.37	25.37	25.37	25.37	25.37	25.37
7	Other Equity (excluding revaluation reserve)	-	-	-	-	-	6,923.08
8	Earnings per share of ₹ 1/- each (not annualised):						
	Basic / Diluted (Before exceptional items) (₹)	12.35	9.19	9.05	21.54	16.62	35.14
	Basic / Diluted (After exceptional items) (₹)	11.14	9.19	9.05	20.33	16.62	29.08

Notes :

- The above is an extract of the detailed format of the Unaudited Consolidated Financial Results for the quarter and half year ended on September 30, 2025 filed with the Stock Exchanges under Regulation 33 of the SEBI (Listing Obligations and Disclosure Requirements) Regulations, 2015. The full format of these Financial Results are available on the Stock Exchange websites (www.bseindia.com) and www.nseindia.com) and on the website of the Company (www.ipca.com).
- Additional information on Unaudited Standalone Financial Results is as follows:

Sr. No.	Particulars	Quarter ended			Half Year Ended		Year Ended
		Sept 30, 2025 Unaudited	June 30, 2025 Unaudited	Sept 30, 2024 Unaudited	Sept 30, 2025 Unaudited	Sept 30, 2024 Unaudited	
1	Total Income from operations	1,930.32	1,746.90	1,810.94	3,677.22	3,376.80	6,677.92
2	Profit before Tax	408.31	356.75	339.21	765.06	627.10	999.77
3	Profit/(Loss) after Tax	304.74	262.04	244.12	566.78	448.25	650.76

3 The above results, as reviewed by the Audit Committee, were approved and taken on record by the Board of Directors at their meeting held on November 13, 2025. The Statutory auditors of the Company have carried out Limited Review of these financial results and have issued unmodified report thereon.



By Order of the Board
For Ipcalaboratories Limited
Premchand Godha
Executive Chairman
(DIN 00012691)

Place : Mumbai,
Date : November 13, 2025

TOYOTA FINANCIAL SERVICES INDIA LIMITED

Regd. Office: 7th Floor, Tower-C, Sattva Global City, Mysuru Road, Kengeri, Bengaluru- 560059, Karnataka
CIN: U74900KA2011FLC058752 | www.toyotafinance.co.in
Tel : +91 80 4344 2800 | Email : investorrelations@tfsin.co.in

EXTRACT OF UNAUDITED FINANCIAL RESULTS FOR THE QUARTER AND HALF YEAR ENDED 30 SEPTEMBER 2025

(Amounts are in Rs. Million, except earning per share data)

Sr. No.	Particulars	Quarter ended	Quarter ended	Half Year ended	Year ended
		30 September 2025 Unaudited	30 September 2024 Unaudited	30 September 2025 Unaudited	31 March 2025 Audited
1	Total Income from Operations	4,931.53	3,698.30	9,620.19	15,233.50
2	Net Profit / (Loss) for the period (before Tax, Exceptional and/or Extraordinary items)	295.42	(76.10)	472.89	147.14
3	Net Profit / (Loss) for the period before tax (after Exceptional and/or Extraordinary items)	295.42	(76.10)	472.89	147.14
4	Net Profit / (Loss) for the period after tax (after Exceptional and/or Extraordinary items)	219.38	(63.98)	345.48	75.81
5	Total Comprehensive Income for the period (Comprising Profit / (Loss) for the period (after tax) and other Comprehensive Income (after tax))	181.01	(64.23)	307.30	70.12
6	Paid up Equity Share Capital	21,323.45	15,103.21	21,323.45	16,561.54
7	Reserves (excluding Revaluation Reserve)	22,293.91	14,756.04	22,293.91	16,758.51
8	Securities Premium Account	18,149.96	10,883.69	18,149.96	12,921.86
9	Net worth	43,617.36	29,859.25	43,617.36	33,320.04
10	Paid up Debt Capital / Outstanding Debt	169,565.45	134,378.17	169,565.45	158,044.84
11	Outstanding Redeemable Preference Shares	-	-	-	-
12	Debt Equity Ratio	3.89	4.50	3.89	4.74
13	Earnings Per Share (of Rs. 10/- each) (for Continued and discontinued operations)				
	(a) Basic	0.10	(0.05)	0.18	0.05
	(b) Diluted	0.10	(0.05)	0.18	0.05
14	Capital Redemption Reserve	NA	NA	NA	NA
15	Debt Redemption Reserve	NA	NA	NA	NA
16	Debt Service Coverage Ratio	NA	NA	NA	NA
17	Interest Service Coverage Ratio	NA	NA	NA	NA

Notes:-

- In accordance with Regulation 52 of the Securities and Exchange Board of India (SEBI) (Listing Obligations and Disclosure Requirements) Regulations, 2015, the Company has published financial results for the quarter and half year ended 30 September 2025. The above financial results were reviewed by the Audit Committee and approved by the Board of Directors at its meeting held on 13 November 2025.
- The above is an extract of the detailed format of the financial results filed with the National Stock Exchange (NSE) under Regulation 52 of the SEBI (Listing Obligations and Disclosure Requirements) Regulations, 2015. The full financial results are available on the website of National Stock Exchange (www.nseindia.com) and is also available on the Company's website www.toyotafinance.co.in.
- For the items referred to in the sub-clauses of the Regulation 52 (4) of the SEBI (Listing Obligations and Disclosure Requirements) Regulations, 2015, the pertinent disclosures have been made to the National Stock Exchange and can be accessed on www.nseindia.com.
- The financial results of the Company have been prepared in accordance with Indian Accounting Standards (Ind AS) notified under the Companies (Indian Accounting Standards) Rules, 2015, as amended by the Companies (Indian Accounting Standards) Rules, 2016.

For TOYOTA FINANCIAL SERVICES INDIA LIMITED
P B Venugopal
Managing Director & CEO
DIN: 10387035

Date : 13 November 2025
Place : Bengaluru

Technocraft Industries (India) Limited

Registered Office: Technocraft House, A-25, Road No 3, MIDC Industrial Estate, Andheri (East), Mumbai-93
Tel: 4098 2222/0002; Fax No. 4098 2200; CIN No. L28120MH1992PLC069252
E-mail: investor@technocraftgroup.com; website: www.technocraftgroup.com


Extract of the Standalone & Consolidated Un Audited Financial Results for the Quarter and Half Year ended 30th September 2025

₹ in Lacs except otherwise stated

Sr. No.	Particulars	STANDALONE						CONSOLIDATED					
		Quarter Ended 30.09.2025 Un-Audited	Quarter Ended 30.06.2025 Un-Audited	Quarter Ended 30.09.2024 Un-Audited	Half Year Ended 30.09.2025 Un-Audited	Half Year Ended 30.09.2024 Un-Audited	Year Ended 31.03.2025 Audited	Quarter Ended 30.09.2025 Un-Audited	Quarter Ended 30.06.2025 Un-Audited	Quarter Ended 30.09.2024 Un-Audited	Half Year Ended 30.09.2025 Un-Audited	Half Year Ended 30.09.2024 Un-Audited	Year Ended 31.03.2025 Audited
1	Total Income from Operations	53,248.64	50,326.66	52,085.10	103,575.30	97,763.01	209,124.26	75,199.73	63,284.95	62,856.33	138,484.68	124,896.82	259,558.39
2	Net Profit / (Loss) for the period (before Tax, Exceptional/ Extraordinary items) from Operations	7,396.82	7,774.04	8,328.56	15,170.86	16,524.19	32,190.84	10,127.84	10,758.35	9,290.83	20,886.19	20,392.60	35,324.49
3	Net Profit / (Loss) for the period after Tax (after Exceptional/ Extraordinary items) from Operations	5,629.40	5,925.57	6,485.62	11,554.97	12,802.68	24,436.67	7,917.08	8,234.05	7,121.26	16,151.13	15,510.32	26,295.68
4	Total Comprehensive Income for the period (Comprising Profit/ (Loss) for the Period (after tax) and other comprehensive income(after tax))	5,621.20	5,917.37	6,474.00	11,538.57	12,779.44	24,403.86	7,648.11	8,497.04	7,312.57	16,145.15	15,647.44	26,365.62
5	Equity Share Capital (Face Value of ₹ 10/- per Share)	2,267.28	2,267.28	2,267.28	2,267.28	2,267.28	2,267.28	2,267.28	2,267.28	2,267.28	2,267.28	2,267.28	2,267.28
6	Other Equity (excluding Revaluation Reserve) as shown in the Audited Balancesheet	-	-	-	-	-	140,843.79	-	-	-	-	-	174,964.19
7	Earning Per Share (of ₹ 10/-each) Basic and Diluted (in ₹)	24.82	26.14	28.29	50.96	55.80	107.13	33.80	35.02	30.16	68.82	65.20	112.32

Notes :

- The above is an extract of the detailed format of the Financial Results filed with the Stock Exchanges under regulation 33 of the SEBI (Listing Obligations and Disclosure Requirements) Regulations 2015. The full format of the said Financial Results are available on the Stock Exchange's websites on www.nseindia.com, www.bseindia.com and on the Company's website www.technocraftgroup.com.
- The above Financial Results have been reviewed and recommended by the Audit Committee and approved by the Board of Directors at its meeting held on 13th November 2025



For Technocraft Industries (India) Limited
Sd/-
Dr. Sharad Kumar Saraf
(Chairman & Managing Director)
(DIN No. 00035843)

Place : Mumbai
Dated : 13th November 2025

KAUSHALYA INFRASTRUCTURE DEVELOPMENT CORPORATION LIMITED

Regd. Office: HB - 170, Sector-III, Salt Lake, Kolkata - 700 106, E-mail- info@kaushalya.net, Ph: 033-2334 4148
CIN- L51216WB1992PLC055629

Extract of Financial Results for the Quarter ended September 30, 2025

(₹ In Lakh, except per share data)


Sl. No.	Particulars	Standalone			Consolidated		
		Quarter Ended 30-09-2025 (Unaudited)	Quarter Ended 30-06-2025 (Unaudited)	Year Ended 31-03-2025 (Audited)	Quarter Ended 30-09-2025 (Unaudited)	Quarter Ended 30-06-2025 (Unaudited)	Year Ended 31-03-2025 (Audited)
1	Total Income from Operations	2.52	2.16	13.19	2.52	2.16	13.19
2	Net Profit / (Loss) for the period (before Tax Exceptional and/or Extraordinary Items)	(34.14)	35.55	(145.03)	(21.46)	46.22	(103.22)
3	Net Profit / (Loss) for the period before tax (after Exceptional and/or Extraordinary Items)	(34.14)	35.55	(145.03)	(30.42)	53.07	474.98
4	Net Profit / (Loss) for the period after tax (after Exceptional and/or Extraordinary Items)	(25.73)	26.43	(74.68)	(25.12)	41.18	533.15
5	Total Comprehensive Income for the period (Comprising Profit / (Loss) for the period (after tax) and Other Comprehensive Income (after tax))	(25.73)	26.43	(74.68)	(25.12)	41.18	533.15
6	Equity Share Capital	-	-	3,463.06	-	-	3,463.06
7	Reserve as shown in the Audited Balance Sheet of the previous year	-	-	1,612.15	-	-	4,261.15
8	Face value of share of Rs 10 each effective till 12th Jan'24 thereafter it has been changed to Rs. 1,000/- per share vide order of the Hon'ble NCLT	(7.43)	7.63	(21.56)	(7.25)	11.89	153.95

Notes:

- The above is an extract of the detailed format of Quarterly Financial Results filed with the Stock Exchanges under regulation 33 of the SEBI (Listing Obligations and Disclosure Requirements) Regulations, 2015. The full format of the Quarterly Financial Results are available on Stock Exchanges website (www.bseindia.com, www.nseindia.com) and Company's website (www.kaushalya.net).
- The above standalone/ consolidated results, reviewed by the Audit Committee, were approved by the Board of Directors at its meeting held on November 13, 2025.

For and on behalf of the Board
Sd/-
Mahesh Mehra
Whole-time Director

Place : Kolkata
Date : November 13, 2024



VISAKA INDUSTRIES LIMITED

Regd. & Corp. Office : "Visaka Towers", 1-8-303/69/3, S.P. Road, Secunderabad - 500 003.
Phone:91-40-27813833, 27813835, www.visaka.co; E-mail: vil@visaka.in
CIN: L52520TG1981PLC003072

AUDITED FINANCIAL RESULTS FOR THE QUARTER AND HALF YEAR ENDED SEPTEMBER 30, 2025

(₹ in lakhs)

Sl No.	Particulars	Standalone						Consolidated					
		Quarter Ended		Half Year Ended		Year Ended	Quarter Ended		Half Year Ended		Year Ended		
		30-09-2025 Audited	30-06-2025 Audited	30-09-2024 Audited	30-09-2025 Audited	30-09-2024 Audited	30-09-2025 Audited	30-06-2025 Audited	30-09-2024 Audited	30-09-2025 Audited	30-09-2024 Audited	31-03-2025 Audited	
1	Total Income from Operations	32,546.24	50,687.63	30,920.96	83,233.87	76,742.04	1,54,886.52	32,628.79	50,703.64	31,023.37	83,332.43	76,963.66	1,55,143.57